



Airport Community Roundtable

March 21, 2018 Meeting

Agenda

1. Call to Order and Confirm Quorum
2. Review and Approval of February 21, 2018 Minutes
3. Special Presentation: Dan Gardon – Update on Noise Complaint and Inquiry Forms data
4. Unfinished Business
5. New Business
6. Adjourn

Minutes

Review and Approve February 21, 2018 Meeting Minutes

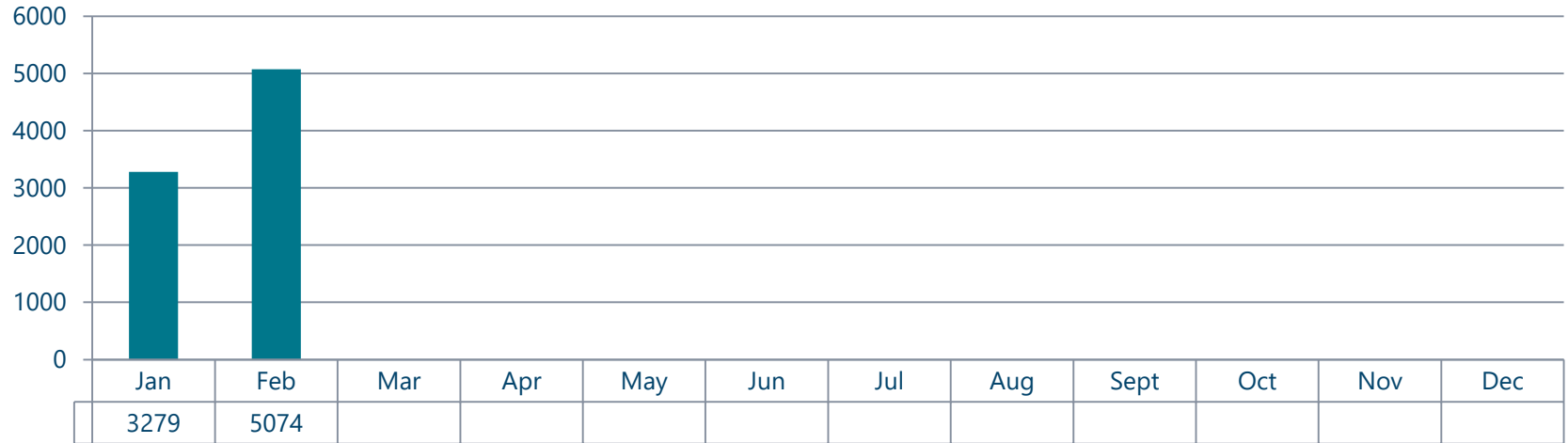
Special Presentation

Update on Noise Complaint and Inquiry Forms data
By Dan Gardon, CLT



Complaint Data

Number of Complaints per Month (Jan 1st, 2018 – Feb 28th 2018)

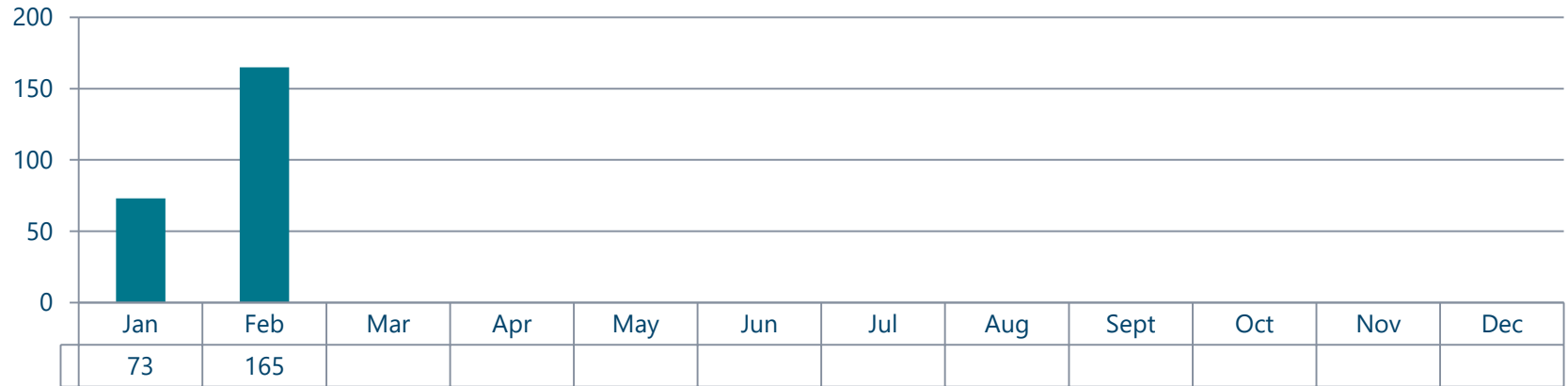


Total: 8353

Complaint Data

Distinct Households (Cumulative)

(Jan 1st, 2018 – Feb 28th 2018)



Top 25 Callers – 8007
96%

Top Complainant – 937
12%

Unfinished Business

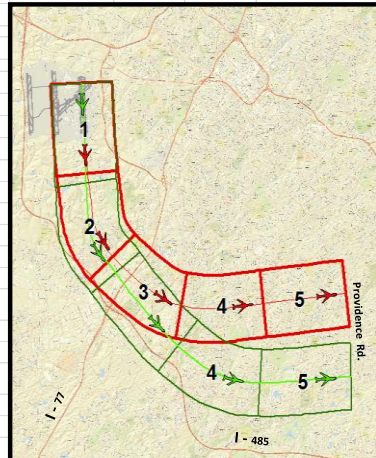
- A. Technical Support for ACR – status of project
- B. Elect new Vice Chairperson
- C. Public Appearance Motion (Taylor's revisions)
- D. 2018-01 Update (Delay R/W 18 departure turnouts)

FLT TRACK SEGMENT - ONE / 725 - 2230 Ft. Altitude		
Land Use	Pre-Metroplex	Post - Metroplex
TAX VALUE MEAN	\$24,614,449	\$28,103,521
POPULATION TTL.	6,992	6,992
% AGRICULTURE	0.13%	0.13%
% CIVIC / INST.	7.54%	7.08%
% MULTI FAMILY	1.99%	2.20%
% SINGLE FAMILY	2.91%	1.78%
% TRANS	42.11%	46.22%
% UTILITY	2.81%	2.38%
% INDUSTRIAL	1.50%	1.60%
% OFFICE	6.80%	5.80%
% WAREHOUSE DISTRIBUTION	4.29%	4.12%
% PARKING	0.16%	0.00%
% RETAIL	1.60%	1.33%
% OPEN SPACE / RECREATION	3.26%	2.22%
% VACANT	24.90%	25.14%
TOTAL %	100.00%	100.00%
DIST. FROM CLT	3 Miles	

FLT TRACK SEGMENT - TWO / 2231 - 3644 Ft. Altitude		
Land Use	Pre-Metroplex	Post - Metroplex
TAX VALUE MEAN	\$1,341,626	\$1,388,201
POPULATION TTL.	20,083	20,083
% AGRICULTURE	0.39%	0.42%
% CIVIC / INST.	6.41%	6.30%
% MULTI FAMILY	4.58%	5.21%
% SINGLE FAMILY	24.46%	25.69%
% TRANS	0.72%	0.79%
% UTILITY	0.48%	0.65%
% INDUSTRIAL	0.28%	0.15%
% OFFICE	6.70%	4.63%
% WAREHOUSE DISTRIBUTION	8.76%	6.91%
% PARKING	0.14%	0.23%
% RETAIL	3.89%	3.50%
% OPEN SPACE / RECREATION	10.90%	15.70%
% VACANT	32.29%	29.82%
TOTAL %	100.00%	100.00%
DIST. FROM CLT	6 Miles	

FLT TRACK SEGMENT - THREE / 3645 - 4839 Ft. Altitude		
LAND USE	Pre-Metroplex	Post - Metroplex
TAX VALUE MEAN	\$2,189,364	\$1,921,655
POPULATION TTL.	27,603	37,858
% AGRICULTURE	0%	0.00%
% CIVIC / INST.	5.96%	8.40%
% MULTI FAMILY	6.95%	6.04%
% SINGLE FAMILY	10.02%	13.63%
% TRANS	1.60%	1.07%
% UTILITY	2.05%	1.27%
% INDUSTRIAL	23.69%	15.85%
% OFFICE	10%	14.27%
% WAREHOUSE DISTRIBUTION	10.71%	5.90%
% PARKING	0.56%	0.59%
% RETAIL	5.71%	6.08%
% OPEN SPACE / RECREATION	5.79%	5.59%
% VACANT	17.37%	21.31%
TOTAL %	100.00%	100.00%
DIST. FROM CLT	9 Miles	

FLT TRACK SEGMENT - FOUR / 4840 - 6792 Ft. Altitude		
LAND USE	Pre-Metroplex	Post - Metroplex
TAX VALUE MEAN	\$2,461,450	\$1,666,235
POPULATION TTL.	39,073	40,940
% AGRICULTURE	0.00%	0.00%
% CIVIC / INST.	7.12%	6.26%
% MULTI FAMILY	16.42%	21.13%
% SINGLE FAMILY	44.11%	52.00%
% TRANS	0.15%	0.01%
% UTILITY	0.19%	0.35%
% INDUSTRIAL	0.73%	0.11%
% OFFICE	4.72%	0.05%
% WAREHOUSE DISTRIBUTION	1.58%	0.30%
% PARKING	0.00%	0.00%
% RETAIL	10.09%	1.62%
% OPEN SPACE / RECREATION	12.68%	14.24%
% VACANT	2.21%	3.93%
TOTAL %	100.00%	100.00%
DIST. FROM CLT	12 Miles	



FLT TRACK SEGMENT - FIVE / 6793 - 8068 Ft. Altitude		
LAND USE	Pre-Metroplex	Post - Metroplex
TAX VALUE MEAN	\$1,165,315	\$1,529,024
POPULATION TTL.	32,404	31,724
% AGRICULTURE	0.00%	0.00%
% CIVIC / INST.	6.42%	6.18%
% MULTI FAMILY	7.99%	5.59%
% SINGLE FAMILY	47.40%	75.78%
% TRANS	0.00%	0.04%
% UTILITY	0.02%	0.22%
% INDUSTRIAL	0.00%	0.00%
% OFFICE	0.67%	0.00%
% WAREHOUSE DISTRIBUTION	0.00%	0.00%
% PARKING	0.00%	0.00%
% RETAIL	2.72%	0.33%
% OPEN SPACE / RECREATION	30.30%	7.54%
% VACANT	4.48%	4.32%
TOTAL %	100.00%	100.00%
DIST. FROM CLT	15 Miles	

New Business

- A. MIT study of Boston Logan noise impacts
 - i. FAA: is this change feasible
 - ii. CLT: is this change within allowable operating parameters
- B. Raise minimum altitude above 6,000' AGL until line up on Final approach (Bob Cameron) 02-2018
- C. Breakout Sessions proposal (Bob Petruskha)
- D. ACR Expectations Survey:
<https://goo.gl/forms/m5lzl3tmp1DBuc7X2>

Adjournment

Thank you for your time!

Next Meeting: April 18, 2018 at 6:00 PM

Location: CLT Center
 5601 Wilkinson Blvd
 Charlotte, NC 28208