



Airport Community Roundtable

April 18, 2018 Meeting

Agenda

1. Call to Order and Confirm Quorum
2. Review and Approval of March 21, 2018 Minutes
3. Addressing the ACR: Jeff Jordan
4. Special Presentation: Noise Statistics Update and Breakout Sessions
5. Unfinished Business
 - a. Technical Support of ACR Update
 - b. 01-2018 (Delay RW18 departure turnouts)
 - c. 02-2018 (Raise minimum altitudes for arrivals): Educational update
 - d. MIT study of Boston Logan noise impacts: Update
6. New Business: ACR Expectations Survey
7. Adjourn

Minutes

Review and Approve March 21, 2018 Meeting Minutes

Addressing the ACR

Special Presentation

CLTEIS.COM

The FAA is currently conducting public and agency scoping. Public Scoping Meeting #1 and Public Scoping Meeting #2 will be held at the following times and locations:

Public Scoping #1

Tuesday, April 24, 2018 at 7:00 PM

Embassy Suites (main entrance), 4800 S. Tryon St., Charlotte, NC 28217

Public Scoping #2

Thursday, April 26, 2018 at 7:00 PM

West Mecklenburg High School Cafeteria (entrance at sign for Athletic Fields and Gymnasium), 7400 Tuckaseegee Rd., Charlotte, NC 28214



Special Presentation

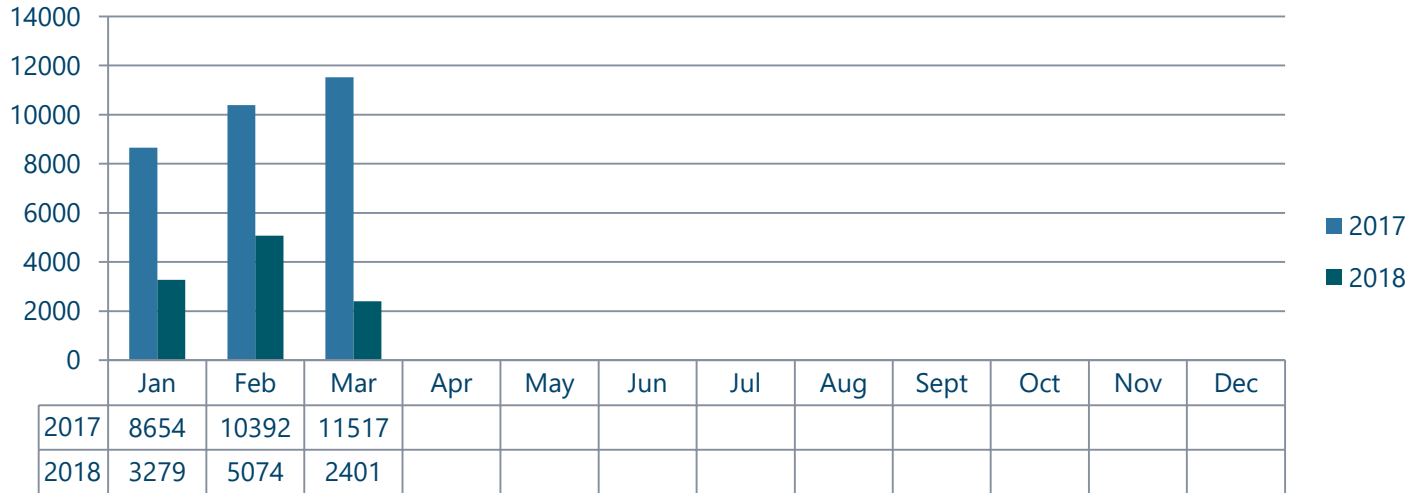
Noise Statistics Update

By Dan Gardon, CLT



Complaint Data

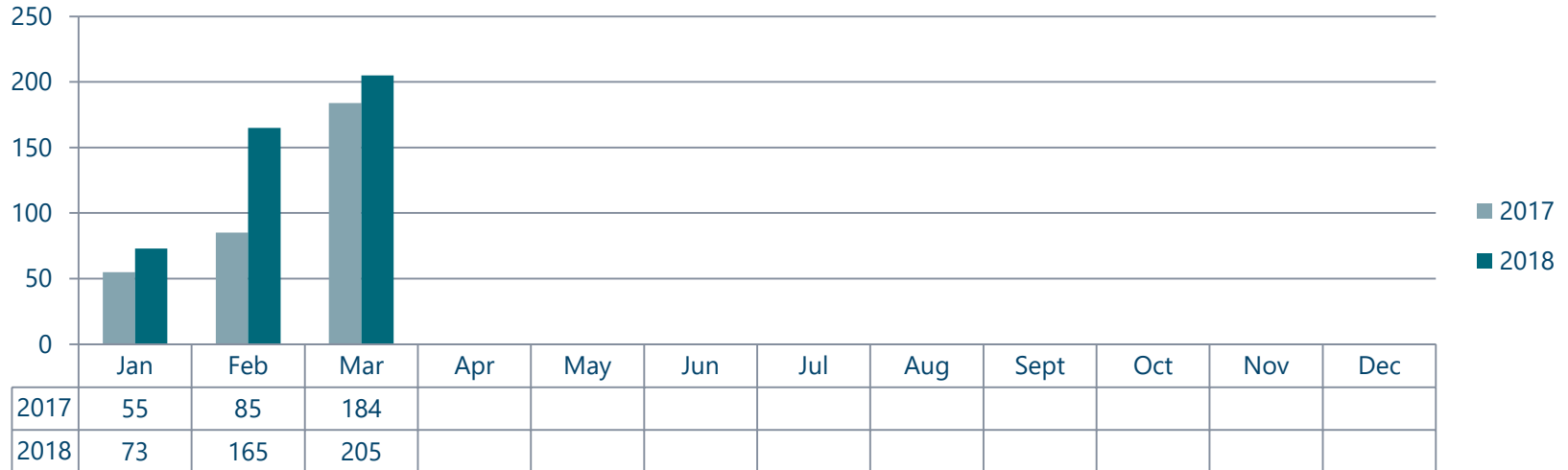
Number of Complaints per Month



Total: 10754

Complaint Data

Distinct Households (Cumulative)



Top 25 Callers – 10255
95%

Top Complainant – 1145
11%

Special Presentation

Breakout Sessions

Unfinished Business

- a) **Technical Support for ACR – Update**
- b) 01-2018 (Delay RW18 departure turnouts): Update
 - i. New map of SW departures
- c) 02-2018 (Raise minimum altitudes for arrivals): Educational update
- d) MIT study of Boston Logan noise impacts: Update
 - i. Ben Miley's Motion

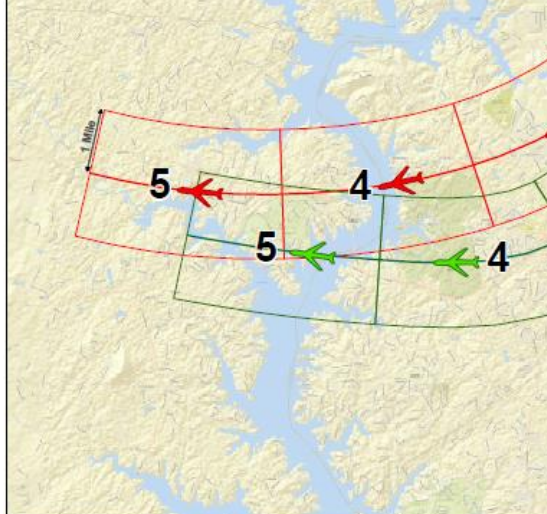
Unfinished Business

- a) Technical Support for ACR – Update
- b) 01-2018 (Delay RW18 departure turnouts): Update**
 - i. New map of SW departures**
- c) 02-2018 (Raise minimum altitudes for arrivals): Educational update
- d) MIT study of Boston Logan noise impacts: Update
 - i. Ben Miley's Motion

Southwest Departures

ROBERT TRACE SEGMENT - ONE				ROBERT TRACE SEGMENT - TWO				ROBERT TRACE SEGMENT - THREE			
CATEGORY	PRE-METROPLEX	POST-METROPLEX	PERCENTAGE	CATEGORY	PRE-METROPLEX	POST-METROPLEX	PERCENTAGE	CATEGORY	PRE-METROPLEX	POST-METROPLEX	PERCENTAGE
TAX VALUE MEAN	\$22,450.17	\$23,974.17	106.7%	TAX VALUE MEAN	\$24,100.00	\$24,100.00	100.0%	TAX VALUE MEAN	\$40,000.00	\$40,000.00	100.0%
POPULATION TPL	1.00	1.00	100.0%	POPULATION TPL	1.00	1.00	100.0%	POPULATION TPL	1.00	1.00	100.0%
LAND USE				LAND USE				LAND USE			
N AGRICULTURE	0.00%	0.00%		N AGRICULTURE	2.00%	0.00%		N AGRICULTURE	0.00%	0.00%	
N CONCRETE	0.00%	0.00%		N CONCRETE	0.00%	0.00%		N CONCRETE	0.00%	0.00%	
N MULTI-FAMILY	0.00%	0.00%		N MULTI-FAMILY	0.00%	0.00%		N MULTI-FAMILY	0.00%	0.00%	
N SINGLE-FAMILY	0.00%	0.00%		N SINGLE-FAMILY	90.00%	90.00%		N SINGLE-FAMILY	90.00%	90.00%	
N TRAILS	0.00%	0.00%		N TRAILS	0.00%	0.00%		N TRAILS	0.00%	0.00%	
N UTILITY	0.00%	0.00%		N UTILITY	0.00%	0.00%		N UTILITY	0.00%	0.00%	
N INDUSTRIAL	0.00%	0.00%		N INDUSTRIAL	0.00%	0.00%		N INDUSTRIAL	0.00%	0.00%	
N OFFICE	0.00%	0.00%		N OFFICE	0.00%	0.00%		N OFFICE	0.00%	0.00%	
N MANUFACTURE / DISTRIBUTION	0.00%	0.00%		N MANUFACTURE / DISTRIBUTION	0.00%	0.00%		N MANUFACTURE / DISTRIBUTION	0.00%	0.00%	
N PARKING	0.00%	0.00%		N PARKING	0.00%	0.00%		N PARKING	0.00%	0.00%	
N RETAIL	0.00%	0.00%		N RETAIL	0.00%	0.00%		N RETAIL	0.00%	0.00%	
N OPEN SPACE / RECREATION	0.00%	0.00%		N OPEN SPACE / RECREATION	0.00%	0.00%		N OPEN SPACE / RECREATION	0.00%	0.00%	
TOTAL %	100.00%	100.00%		TOTAL %	100.00%	100.00%		TOTAL %	100.00%	100.00%	

ROBERT TRACE SEGMENT - FOUR				ROBERT TRACE SEGMENT - FIVE			
CATEGORY	PRE-METROPLEX	POST-METROPLEX	PERCENTAGE	CATEGORY	PRE-METROPLEX	POST-METROPLEX	PERCENTAGE
TAX VALUE MEAN	\$29,179.17	\$29,179.17	100.0%	TAX VALUE MEAN	\$29,179.17	\$29,179.17	100.0%
POPULATION TPL	1.00	1.00	100.0%	POPULATION TPL	1.00	1.00	100.0%
LAND USE				LAND USE			
N AGRICULTURE	0.00%	0.00%		N AGRICULTURE	0.00%	0.00%	
N CONCRETE	0.00%	0.00%		N CONCRETE	0.00%	0.00%	
N MULTI-FAMILY	0.00%	0.00%		N MULTI-FAMILY	0.00%	0.00%	
N SINGLE-FAMILY	26.00%	40.00%	153.8%	N SINGLE-FAMILY	90.00%	90.00%	
N TRAILS	0.00%	0.00%		N TRAILS	0.00%	0.00%	
N UTILITY	0.00%	0.00%		N UTILITY	0.00%	0.00%	
N INDUSTRIAL	0.00%	0.00%		N INDUSTRIAL	0.00%	0.00%	
N OFFICE	0.00%	0.00%		N OFFICE	0.00%	0.00%	
N MANUFACTURE / DISTRIBUTION	0.00%	0.00%		N MANUFACTURE / DISTRIBUTION	0.00%	0.00%	
N PARKING	0.00%	0.00%		N PARKING	0.00%	0.00%	
N RETAIL	0.00%	0.00%		N RETAIL	0.00%	0.00%	
N OPEN SPACE / RECREATION	20.00%	20.00%	100.0%	N OPEN SPACE / RECREATION	10.00%	10.00%	
TOTAL %	100.00%	100.00%		TOTAL %	100.00%	100.00%	



Post - Metroplex Flight Segments
 Pre - Metroplex Flight Segments

South West
Pre & Post Metroplex

Unfinished Business

- a) Technical Support for ACR – Update
- b) 01-2018 (Delay RW18 departure turnouts): Update
 - i. New map of SW departures
- c) 02-2018 (Raise minimum altitudes for arrivals):
Educational update**
- d) MIT study of Boston Logan noise impacts: Update
 - i. Ben Miley's Motion

Unfinished Business

- a) Technical Support for ACR – Update
- b) 01-2018 (Delay RW18 departure turnouts): Update
 - i. New map of SW departures
- c) 02-2018 (Raise minimum altitudes for arrivals): Educational update
- d) MIT study of Boston Logan noise impacts: Update**
 - i. Ben Miley's Motion**

New Business

A. ACR Expectations Survey:

<https://goo.gl/forms/m5lzl3tmp1DBuc7X2>

Adjournment

Thank you for your time!

Next Meeting: May 16, 2018 at 6:00 PM

Location: CLT Center
 5601 Wilkinson Blvd
 Charlotte, NC 28208